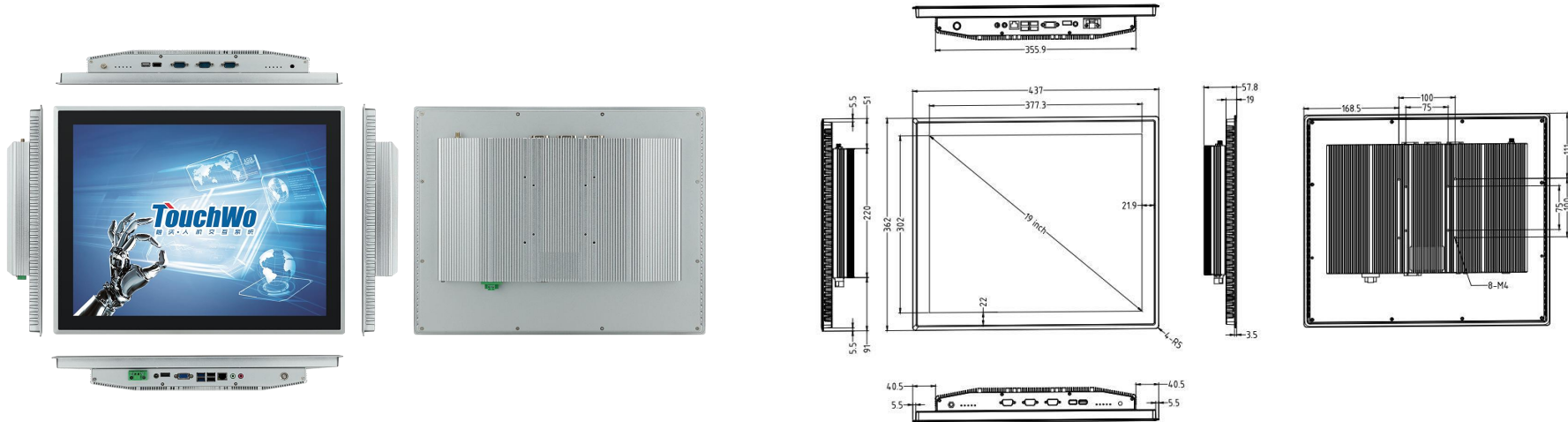


# TouchWo®

## 19" Touch Pc

Model : DM19F

### Views & Dimensions



### Features

- **24/7 Commercial Use**

Industrial-grade Power Supply

30,000-hour extended life LCD display

- **Wall mounted/desktop stand/embedded etc**

- **Stylish Appearance**

Full aluminum alloy frame

Efficient heat dissipation

- **Surface IP65 waterproof**

CE FC RoHS

## Tech Specs

	LCD Panel (Standard)	LCD Panel (Industrial)		
<b>Screen diagonal</b>	19inch		<b>Touch technology</b>	PCAP
<b>Physical resolution</b>	1280*1024		<b>Response time</b>	<5ms
<b>Aspect ratio</b>	4:3		<b>Touch points</b>	10 points standard
<b>Display active screen size (mm)</b>	377.3*302		<b>Touch effective recognition</b>	>1.5mm
<b>Refrash Rate</b>	60 Hz		<b>Touch Panel Scanning Frequency</b>	200Hz
<b>Brightness (cd/m2)</b>	≥250cd/m2	≥350cd/m2	<b>Scanning accuracy</b>	4096 * 4096
<b>Contrast</b>	≥ 1000: 1		<b>Working Current/Voltage</b>	180Ma/DC+5V±5%
<b>Colours displayed</b>	16.7M	16.7M,72% NTSC	<b>Surface Hardness</b>	Mohs class 7 explosion-proof glass
<b>Backlight Lifetime (hours)</b>	LED 30000	LED 30000		
<b>Visual Angle H/V (°)</b>	89/89/89/89 (Typ.)(CR≥ 10)			
<b>Power Input</b>	110-240V AC 50/60Hz		<b>Manual</b>	* 1
<b>Power Output</b>	DC 12V3A		<b>Snap</b>	* 4
<b>Standby power consumption</b>	≤0.5W		<b>WIFI antenna</b>	* 1
<b>Overall power consumption</b>	<40W		<b>Power Adapter&amp;cable</b>	* 1

**Operation Environment**

<b>Operation Temperature</b>	0~50℃	<b>Machine(mm)</b>	437(W)*362(H)*57.8(T) mm
<b>Operation Humidity</b>	10% - 80%	<b>Embedded opening size(mm)</b>	428(W)*353.5(H) mm
<b>Storage Temperature</b>	-5℃-60℃	<b>Net weight</b>	6.16 KG
<b>Storage Humidity</b>	10% - 85%	<b>Gross weight</b>	8.15KG
<b>EMC</b>	CE/FCC Class B	<b>Mounting bracket</b>	Embedded/Wall mounted


**Dimension**

**PC System- Windows**

<b>CPU</b>	Intel Celeron® J6412	Intel® Core™ i5-8Gens	Intel® Core™ i7-10Gens
<b>Graphic GPU</b>	Intel® UHD Graphics	Intel® Iris® Plus Graphics 645	Intel® UHD Graphics
<b>Audio</b>	HD Audio: ALC269	HD Audio: ALC269	HD Audio: ALC269
<b>Memory</b>	DDR4-2666MHz-SODIMM-4G	DDR4-2666MHz-SODIMM-8G	DDR4-2666MHz-SODIMM-16G
<b>Storage</b>	mSATA-128GB	mSATA-256GB	mSATA-512GB
<b>Network</b>	10/100/1000M RJ45, 802.11a/b /g/n/ac Wifi	10/100/1000M RJ45, 802.11a/b/g/n/ac Wifi	10/100/1000M RJ45, 802.11a/b/g/n/ac Wifi
<b>Pre-installed OS</b>	Windows 10 /11/Linux	Windows 10 /11/Linux	Windows 10 /11/Linux

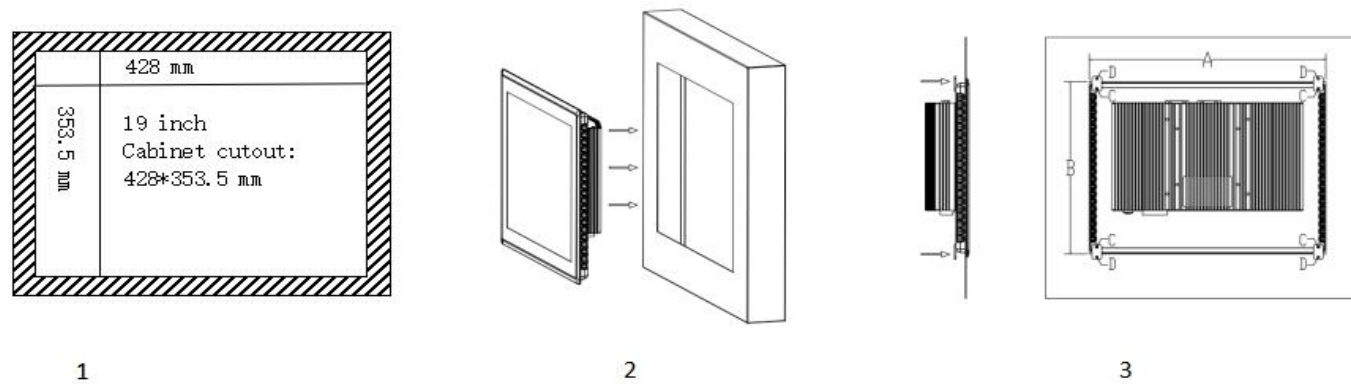
# External Connectors

Windows



<b>RJ45 Ports</b>	* 1	<b>Audio I/O</b>	* 1	<b>USB</b>	*4	<b>WIFI</b>	* 1
<b>DC In</b>	2.5mm DC12V*1	<b>HDMI out</b>	* 1	<b>Earphone/MIC interface</b>	*1/1	<b>COM</b>	2 * RS-232(1 * RS-485 optional)

## Installation Diagram



Step 1:Open the holes according to the size as 1

Step 2:Push machine from the outside to the inside embedded,as shown in 2

Step 3:Fix the card in the back shell C screw holes,use a screwdriver to tighten the screws at D,the installation is complete,as shown in 3

## Use Case

