


TouchWo®

10.4" Touch Pc

Model : DM104G

Views & Dimensions



Features


- **24/7 Commercial Use**
 - Industrial-grade Power Supply
 - 15,000-hour extended life LCD display
- **Support multiple installation requirements**
- **Stylish Appearance**
 - High precision die-casting integrated molding
 - High quality structural design of aluminum alloy
- **Surface IP65 waterproof**




Tech Specs

LCD Panel		Touch Panel	
Screen diagonal	10.4 inch	Touch technology	PCAP
Physical resolution	1024*768	Response time	<5ms
Aspect ratio	4 : 3	Touch points	10 points standard
Display size (mm)	212.5(W)*160(H)	Touch effective recognition	>1.5mm
Colours displayed	16.7M	Scanning Frequency	200Hz
Brightness (cd/m2)	≥250cd/m2	Scanning accuracy	4096 * 4096
Contrast	≥ 1000: 1	Working Current/Voltage	180Ma/DC+5V±5%
Visual Angle H/V (°)	85/85/85/85(Typ.) (CR≥10)	Surface Hardness	Mohs class 7 explosion-proof glass
Backlight Lifetime (hours)	30000h		
Refrash Rate	60 Hz		

Operation Environment		Dimension	
Operation Temperature	0°C-50°C	Machine(cm)	24.9(L) * 20.1(W) * 5.4(H)
Operation Humidity	10% - 80%	Package(cm)	49.5(L) * 37.2(W) * 9.5(H)
Storage Temperature	-5°C-60°C	Net weight	1.83 KG
Storage Humidity	10% - 85%	Gross weight	3.32KG
EMC	CE/FCC Class B	Mounting bracket	Desktop/Wall mounted




PC System- Windows	CPU	Intel Celeron® J6412	Intel® Core™ i5-8Gens	Intel® Core™ i7-10Gens
	Graphic GPU	Intel® UHD Graphics	Intel® Iris® Plus Graphics 645	Intel® UHD Graphics
	Audio	HD Audio: ALC269	HD Audio: ALC269	HD Audio: ALC269
	Memory	DDR4-2666MHz-SODIMM-4G	DDR4-2666MHz-SODIMM-8G	DDR4-2666MHz-SODIMM-16G
	Storage	mSATA-128GB	mSATA-256GB	mSATA-512GB
	Network	10/100/1000M RJ45, 802.11a/b/g/n/ac Wifi		
Pre-installed OS		Windows 10 /11/Linux		



Power supply parameters	Power Output	DC 12V5A	Manual	* 1
	Standby power consumption	<36W	Mounting bracket	* 1
Vibration during work	SSD applied: 1.5 Grms, IEC 60068-2-64, random, 5 ~ 500 Hz, 1 hr/axis	Included in the Delivery	Power Adapter&cable	* 1
Impact during work	SSD applied: 10 G, IEC 60068-2-27, Half sine wave, lasting for 11ms		WiFi antenna	* 1

External Connectors



Network 1 * 10/100/1000Mbps controller/1 * wifi

Serial port 2 * RS-232 /(1 * RS-485 optional)

HDMI 1 * HDMI 1.4

USB 2 * USB3.0; 4 * USB2.0

Power interface 1 * 2P Phoenix terminal interface/1 * DC2.1

Audio 1 * Earphones/1 * Microphone

Use Case

