


TouchWo®

15" Touch Pc

Model : DM15G

Views & Dimensions



Features

- **24/7 Commercial Use**

Industrial-grade Power Supply

15,000-hour extended life LCD display

- **Support multiple installation requirements**

- **Stylish Appearance**

High precision die-casting integrated molding

High quality structural design of aluminum alloy


- **Surface IP65 waterproof**

CE FC RoHS


Tech Specs

LCD Panel		Touch Panel	
Screen diagonal	15 inch	Touch technology	PCAP
Physical resolution	1024*768	Response time	<5ms
Aspect ratio	4 : 3	Touch points	10 points standard
Display size (mm)	305.5(W)*229.5(H)	Touch effective recognition	>1.5mm
Colours displayed	16.7M, 72% NTSC	Scanning Frequency	200Hz
Brightness (cd/m2)	≥350cd/m2	Scanning accuracy	4096 * 4096
Contrast	≥ 1000: 1	Working Current/Voltage	180Ma/DC+5V±5%
Visual Angle H/V (°)	85/85/85/85(Typ.) (CR≥10)	Surface Hardness	Mohs class 7 explosion-proof glass
Backlight Lifetime (hours)	50000h		
Refrash Rate	60 Hz		

Operation Environment		Dimension	
Operation Temperature	0°C-50°C	Machine(cm)	34.8(L) * 27.2(W) * 5.6(H)
Operation Humidity	10% - 80%	Package(cm)	41(L) * 37.5(W) * 14.9(H)
Storage Temperature	-5°C-60°C	Net weight	4.06 KG
Storage Humidity	10% - 85%	Gross weight	5.65 KG
EMC	CE/FCC Class B	Mounting bracket	Desktop/Wall mounted



PC System- Windows	CPU	Intel Celeron® J6412	Intel® Core™ i5-8Gens	Intel® Core™ i7-10Gens
	Graphic GPU	Intel® UHD Graphics	Intel® Iris® Plus Graphics 645	Intel® UHD Graphics
	Audio	HD Audio: ALC269	HD Audio: ALC269	HD Audio: ALC269
	Memory	DDR4-2666MHz-SODIMM-4G	DDR4-2666MHz-SODIMM-8G	DDR4-2666MHz-SODIMM-16G
	Storage	mSATA-128GB	mSATA-256GB	mSATA-512GB
	Network	10/100/1000M RJ45, 802.11a/b/g/n/ac Wifi		
Pre-installed OS		Windows 10 /11/Linux		



Power supply parameters	Power Output	DC 12V5A	Manual	* 1
	Standby power consumption	<40W	Mounting bracket	* 1
Vibration during work	SSD applied: 1.5 Grms, IEC 60068-2-64, random, 5 ~ 500 Hz, 1 hr/axis	Included in the Delivery	Power Adapter&cable	* 1
Impact during work	SSD applied: 10 G, IEC 60068-2-27, Half sine wave, lasting for 11ms		WiFi antenna	* 1

External Connectors



Network 1 * 10/100/1000Mbps controller/1 * wifi

Serial port 2 * RS-232 /(1 * RS-485 optional)

HDMI 1 * HDMI 1.4

USB 2 * USB3.0; 4 * USB2.0

Power interface 1 * 2P Phoenix terminal interface/1 * DC2.1

Audio 1 * Earphones/1 * Microphone

Use Case

