


TouchWo®

15.6" Touchscreen Android PC

Model : JD156

Views & Dimensions



Features

- **Stylish Appearance**

New casting mold design , thickness only 27mm

Optical bonded PCAP

- **Wall mounted/desktop stand/embedded etc**

- **Full Aluminum Chassis**

Corrosion and oxidation resistance

- **Surface IP65 waterproof**

CE FC RoHS

Tech Specs

LCD Panel	Screen diagonal	15.6 inch	Touch Panel	Touch technology	PCAP
	Physical resolution	1920*1080		Response time	<5ms
	Aspect ratio	16:09		Touch points	10 points standard
	Display active screen size (mm)	344 (W) *194 (H)		Touch effective recognition	>1.5mm
	Colours displayed	16.7M		Scanning Frequency	200Hz
	Brightness (cd/m2)	250		Scanning accuracy	4096 * 4096
	Contrast	800:1		Working Current/Voltage	180Ma/DC+5V±5%
	Visual Angle H/V (°)	175/175		Surface Hardness	Mohs class 7 explosion-proof glass
	Backlight Lifetime (hours)	LED 15,000			
Refresh Rate	60 Hz				
Operation Environment	Operation Temperature	0°C-50°C	Dimension	Machine(cm)	37.67 (W) ×23.01 (H) ×2.7 (T)
	Operation Humidity	10% - 80%		Package(cm)	52.5 (W) ×31.5 (H) ×10.5 (T)
	Storage Temperature	-5°C-60°C		Net weight	1.68kg
	Storage Humidity	10% - 85%		Gross weight	2.41kg



Android System	CPU	Rockchip RK3568	Rockchip RK3288	Rockchip RK3588
	Graphic GPU	ARM G52 2EE	Mali-T864	Mali-G610
	Audio	-	-	-
	Memory	4G (2G optional)	2G	4G (8G optional)
	Storage	32G eMMC	16G eMMC	64G/128G eMMC
	Network	10/100/1000M RJ45, 802.11a/b/g/n/ac Wifi		
	Pre-installed OS	Android 11	Android 9	Android 12



Power supply parameters	Power Input	110-240V AC 50/60Hz	Manual	* 1
	Power Output	DC 12V3A	Wall mount bracket	* 1
	Standby power consumption	≤0.5W	WIFI antenna	* 1
	Overall power consumption	<25W	Power Adapter&cable	* 1

Included in the Delivery

ANDROID



RJ45 Ports * 1

USB * 3

COM (RS232/RS485) * 1

TF Card Slot * 1

Power Socket * 1

HDMI out * 1

Audio in&out * 1

Use Case

